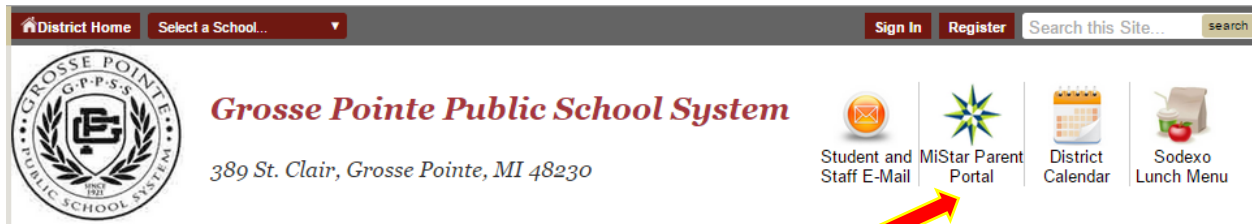


MiStar Connection Help


Attendance, Schedules, Cafeteria Payments, Transcripts



1. At the Grosse Pointe Public Schools Homepage (gpschools.schoolwires.net), click on the MiStar Parent Portal Logo.

Select an Option Below:

FAQs can be found on the ParentPortal login page.




2. Click on "MISTAR Parent Portal."

3. Enter your PIN (Numeric ID) and Password (letter/number combo case sensitive) as assigned and click "Log In."

If you do NOT KNOW THIS INFORMATION:

- Click on "Need Your Login Information" for the information to be emailed to you.
- You can also call Kevin Kurkowski at the Board Office at (313) 432 3131 OR email parentconnect@gpschools.org
- You MUST call or email from the phone number or email address registered with the school under your name.




MISTAR
ParentPortal

Your Name

Signed In: Wednesday, August 19, 2015 at 10:33

[My Information](#) | [My Account](#) | [Email Notifications](#) | [Help](#) | [About](#) | [Sign Out](#)



Student Name	Grade	School Name	School Year	Birth Date	Advisor	Counselor
Click on a student to view their information.						
Child 1	9	Grosse Pointe South HS (T)	2015-2016	9/15/2001		
Child 2	11	Grosse Pointe South HS (T)	2015-2016	10/23/1999		

Close

4. To see a student's information, click on the picture. This includes attendance, grades, cafeteria payments, emergency contact info, counselor, class schedule and teacher email addresses. To edit Phone Numbers, Email Addresses, and Emergency Contact Information, click on "My Information" at the top. To change your password, click on "My Account" at the top and enter your new password of choice. To sign up for email notifications regarding your child's attendance, report card, or cafeteria balance, click "Email Notifications" at the top. If you have multiple students, you can switch between them by clicking on the + sign at the top left of the screen.